

TRAFFIC ANALYSIS REPORT

For Project: Herkimer W of Park
 Location/Name: Herkimer W of Park
 Report Generated: 4/1/2014 12:37:07 PM
 Speed Intervals = 10 kph
 Time Intervals = 15 minutes

Traffic Report From 3/25/2014 11:00:00 AM through 4/1/2014 10:45:00 AM

85th Percentile Speed = 47.6 kph
 85th Percentile Vehicles = 39738 counts
 Max Speed = 90.0 kph on 3/30/2014 3:00:00 PM
 Total Vehicles = 46750 counts

85th percentile speeds, counts and total counts by hour:

Date/Time	85th pct/(kph)	85th pct cnts	Total cnts	Max Speed
3/25/2014 12:00:00 PM	43.8	412	485	60
3/25/2014 1:00:00 PM	43.4	405	476	60
3/25/2014 2:00:00 PM	45.0	386	454	60
3/25/2014 3:00:00 PM	44.3	428	503	60
3/25/2014 4:00:00 PM	43.8	488	574	60
3/25/2014 5:00:00 PM	45.0	470	553	70
3/25/2014 6:00:00 PM	47.1	495	582	60
3/25/2014 7:00:00 PM	45.7	372	438	60
3/25/2014 8:00:00 PM	47.6	286	336	60
3/25/2014 9:00:00 PM	48.5	260	306	70
3/25/2014 10:00:00 PM	49.4	175	206	70
3/25/2014 11:00:00 PM	49.8	133	156	80
3/26/2014 12:00:00 AM	54.7	97	114	70
3/26/2014 1:00:00 AM	48.5	42	50	70
3/26/2014 2:00:00 AM	52.5	33	39	60

3/26/2014 3:00:00 AM	49.2	31	36	70
3/26/2014 4:00:00 AM	52.5	14	16	60
3/26/2014 5:00:00 AM	52.9	24	28	60
3/26/2014 6:00:00 AM	53.3	64	75	70
3/26/2014 7:00:00 AM	55.2	210	247	70
3/26/2014 8:00:00 AM	51.1	399	469	70
3/26/2014 9:00:00 AM	48.6	470	553	70
3/26/2014 10:00:00 AM	45.1	380	447	60
3/26/2014 11:00:00 AM	44.8	317	373	60
3/26/2014 12:00:00 PM	43.8	348	410	60
3/26/2014 1:00:00 PM	44.0	356	419	60
3/26/2014 2:00:00 PM	44.9	338	398	60
3/26/2014 3:00:00 PM	45.3	421	495	60
3/26/2014 4:00:00 PM	46.8	422	496	60
3/26/2014 5:00:00 PM	46.5	462	543	60
3/26/2014 6:00:00 PM	46.7	400	470	80
3/26/2014 7:00:00 PM	46.4	396	466	60
3/26/2014 8:00:00 PM	47.4	300	353	70
3/26/2014 9:00:00 PM	50.5	218	256	70
3/26/2014 10:00:00 PM	49.9	184	216	60
3/26/2014 11:00:00 PM	50.8	130	153	80
3/27/2014 12:00:00 AM	51.8	82	96	70
3/27/2014 1:00:00 AM	50.0	44	52	60
3/27/2014 2:00:00 AM	52.0	19	22	60
3/27/2014 3:00:00 AM	56.7	25	29	70
3/27/2014 4:00:00 AM	58.3	20	23	70
3/27/2014 5:00:00 AM	53.3	20	24	60
3/27/2014 6:00:00 AM	49.3	57	67	70
3/27/2014 7:00:00 AM	54.6	199	234	70
3/27/2014 8:00:00 AM	53.7	398	468	80
3/27/2014 9:00:00 AM	48.2	427	502	70
3/27/2014 10:00:00 AM	46.5	363	427	60
3/27/2014 11:00:00 AM	42.0	300	353	60
3/27/2014 12:00:00 PM	43.9	367	432	70

3/27/2014 1:00:00 PM	45.5	348	410	60
3/27/2014 2:00:00 PM	44.3	351	413	60
3/27/2014 3:00:00 PM	45.3	388	456	60
3/27/2014 4:00:00 PM	45.2	406	478	60
3/27/2014 5:00:00 PM	45.8	488	574	70
3/27/2014 6:00:00 PM	46.4	422	496	60
3/27/2014 7:00:00 PM	45.7	405	477	70
3/27/2014 8:00:00 PM	48.1	286	337	70
3/27/2014 9:00:00 PM	47.6	237	279	70
3/27/2014 10:00:00 PM	49.2	186	219	70
3/27/2014 11:00:00 PM	50.5	122	143	70
3/28/2014 12:00:00 AM	54.2	86	101	70
3/28/2014 1:00:00 AM	54.3	51	60	70
3/28/2014 2:00:00 AM	52.9	28	33	60
3/28/2014 3:00:00 AM	50.0	24	28	70
3/28/2014 4:00:00 AM	48.0	28	33	70
3/28/2014 5:00:00 AM	46.7	16	19	60
3/28/2014 6:00:00 AM	51.4	45	53	70
3/28/2014 7:00:00 AM	54.0	195	229	70
3/28/2014 8:00:00 AM	53.3	360	424	70
3/28/2014 9:00:00 AM	49.0	466	548	70
3/28/2014 10:00:00 AM	45.9	329	387	60
3/28/2014 11:00:00 AM	45.4	263	309	60
3/28/2014 12:00:00 PM	44.9	352	414	60
3/28/2014 1:00:00 PM	46.3	345	406	60
3/28/2014 2:00:00 PM	45.2	368	433	70
3/28/2014 3:00:00 PM	46.6	357	420	70
3/28/2014 4:00:00 PM	46.8	432	508	60
3/28/2014 5:00:00 PM	46.3	456	536	60
3/28/2014 6:00:00 PM	46.9	451	531	60
3/28/2014 7:00:00 PM	46.3	384	452	60
3/28/2014 8:00:00 PM	46.5	288	339	60
3/28/2014 9:00:00 PM	47.7	291	342	60
3/28/2014 10:00:00 PM	48.7	237	279	60

3/28/2014 11:00:00 PM	48.8	176	207	80
3/29/2014 12:00:00 AM	49.2	130	153	60
3/29/2014 1:00:00 AM	52.9	81	95	70
3/29/2014 2:00:00 AM	55.4	54	64	80
3/29/2014 3:00:00 AM	54.0	54	63	70
3/29/2014 4:00:00 AM	49.2	35	41	70
3/29/2014 5:00:00 AM	46.3	15	18	50
3/29/2014 6:00:00 AM	52.0	31	36	80
3/29/2014 7:00:00 AM	50.0	119	140	70
3/29/2014 8:00:00 AM	48.4	129	152	70
3/29/2014 9:00:00 AM	47.5	183	215	70
3/29/2014 10:00:00 AM	46.2	259	305	70
3/29/2014 11:00:00 AM	46.5	330	388	60
3/29/2014 12:00:00 PM	46.3	313	368	60
3/29/2014 1:00:00 PM	43.7	371	437	60
3/29/2014 2:00:00 PM	46.0	323	380	60
3/29/2014 3:00:00 PM	45.8	326	383	70
3/29/2014 4:00:00 PM	45.4	345	406	60
3/29/2014 5:00:00 PM	46.5	319	375	60
3/29/2014 6:00:00 PM	46.4	355	418	60
3/29/2014 7:00:00 PM	46.8	311	366	60
3/29/2014 8:00:00 PM	47.0	255	300	60
3/29/2014 9:00:00 PM	49.1	208	245	60
3/29/2014 10:00:00 PM	49.1	153	180	80
3/29/2014 11:00:00 PM	48.0	142	167	70
3/30/2014 12:00:00 AM	48.4	105	123	60
3/30/2014 1:00:00 AM	49.4	70	82	60
3/30/2014 2:00:00 AM	50.8	70	82	70
3/30/2014 3:00:00 AM	52.0	53	62	70
3/30/2014 4:00:00 AM	51.4	48	57	70
3/30/2014 5:00:00 AM	54.0	20	23	70
3/30/2014 6:00:00 AM	48.0	31	36	60
3/30/2014 7:00:00 AM	53.7	93	109	60
3/30/2014 8:00:00 AM	53.2	104	122	70

3/30/2014 9:00:00 AM	47.3	230	270	70
3/30/2014 10:00:00 AM	46.7	239	281	70
3/30/2014 11:00:00 AM	47.2	167	196	60
3/30/2014 12:00:00 PM	47.3	224	264	60
3/30/2014 1:00:00 PM	46.4	394	464	80
3/30/2014 2:00:00 PM	44.4	434	510	60
3/30/2014 3:00:00 PM	46.5	407	479	90
3/30/2014 4:00:00 PM	47.9	332	391	60
3/30/2014 5:00:00 PM	48.1	302	355	70
3/30/2014 6:00:00 PM	48.8	237	279	70
3/30/2014 7:00:00 PM	48.3	263	309	70
3/30/2014 8:00:00 PM	49.5	252	297	60
3/30/2014 9:00:00 PM	48.6	218	257	70
3/30/2014 10:00:00 PM	49.4	137	161	70
3/30/2014 11:00:00 PM	52.0	127	149	80
3/31/2014 12:00:00 AM	55.0	58	68	70
3/31/2014 1:00:00 AM	53.6	39	46	60
3/31/2014 2:00:00 AM	55.0	26	30	70
3/31/2014 3:00:00 AM	52.5	20	24	70
3/31/2014 4:00:00 AM	50.0	13	15	70
3/31/2014 5:00:00 AM	49.2	26	31	70
3/31/2014 6:00:00 AM	49.2	58	68	70
3/31/2014 7:00:00 AM	54.4	195	229	70
3/31/2014 8:00:00 AM	52.8	360	424	80
3/31/2014 9:00:00 AM	49.7	484	569	70
3/31/2014 10:00:00 AM	46.3	358	421	70
3/31/2014 11:00:00 AM	44.1	343	403	60
3/31/2014 12:00:00 PM	45.2	325	382	60
3/31/2014 1:00:00 PM	45.9	355	418	60
3/31/2014 2:00:00 PM	45.4	404	475	60
3/31/2014 3:00:00 PM	45.9	384	452	60
3/31/2014 4:00:00 PM	46.4	437	514	60
3/31/2014 5:00:00 PM	46.5	465	547	60
3/31/2014 6:00:00 PM	47.8	394	464	70

3/31/2014 7:00:00 PM	47.1	371	436	70
3/31/2014 8:00:00 PM	47.6	270	318	60
3/31/2014 9:00:00 PM	48.2	218	257	60
3/31/2014 10:00:00 PM	49.6	200	235	70
3/31/2014 11:00:00 PM	49.7	147	173	70
4/1/2014 12:00:00 AM	51.3	92	108	80
4/1/2014 1:00:00 AM	53.0	40	47	70
4/1/2014 2:00:00 AM	52.0	26	30	70
4/1/2014 3:00:00 AM	43.3	22	26	60
4/1/2014 4:00:00 AM	50.0	21	25	60
4/1/2014 5:00:00 AM	52.0	26	30	70
4/1/2014 6:00:00 AM	48.1	64	75	70
4/1/2014 7:00:00 AM	54.3	259	305	70
4/1/2014 8:00:00 AM	52.9	400	471	70
4/1/2014 9:00:00 AM	48.7	463	545	80
4/1/2014 10:00:00 AM	46.1	364	428	60
4/1/2014 11:00:00 AM	45.2	268	315	70

85th percentile speeds, counts and total counts by day:

Date/Time	85th pct(kph)	85th pct counts	Total counts
3/26/2014 12:00:00 AM	46.1	4406	5183
3/27/2014 12:00:00 AM	47.6	6038	7104
3/28/2014 12:00:00 AM	47.3	5964	7016
3/29/2014 12:00:00 AM	47.6	6072	7143
3/30/2014 12:00:00 AM	47.2	4815	5665
3/31/2014 12:00:00 AM	48.1	4508	5303
4/1/2014 12:00:00 AM	47.9	5983	7039
4/1/2014 10:45:00 AM	49.3	1952	2297

Analysis Report (Project:Herkimer W of Park Location:Herkimer W of Park)

Hour	Monday	Tuesday	Wednesday	Thursday	Friday	Saturday	Sunday	Week Day Avg	Weekend Avg	Week Day 85% Avg Speed
0-1	46	*	50	52	60	95	82	52	88.5	51.6
1-2	30	*	39	22	33	64	82	31	73	53.1
2-3	24	*	36	29	28	63	62	29.3	62.5	52.1
3-4	15	*	18	23	33	41	57	21.8	49	52.2
4-5	31	*	28	24	19	18	23	25.5	20.5	50.5
5-6	68	*	75	67	53	36	36	65.8	36	50.8
6-7	229	*	247	234	229	140	109	234.8	124.5	54.6
7-8	424	*	469	468	424	152	122	446.3	137	52.7
8-9	569	*	553	502	548	215	270	543	242.5	48.9
9-10	421	*	447	427	387	305	281	420.5	293	45.9
10-11	403	300	373	353	309	388	196	347.6	292	43.8
11-12	382	410	410	432	414	368	264	409.6	316	44.3
12-13	418	476	419	410	406	437	464	425.8	450.5	45
13-14	475	454	398	413	433	380	479	434.6	445	45
14-15	452	503	495	456	420	383	479	465.2	431	45.5
15-16	514	574	496	478	508	406	391	514	398.5	45.8
16-17	547	553	543	574	536	375	355	550.6	365	46
17-18	464	582	470	496	531	418	279	508.6	348.5	47
18-19	436	438	466	477	452	366	309	453.8	337.5	46.3
19-20	318	336	353	337	339	300	297	336.6	298.5	47.4
20-21	257	306	256	279	342	245	257	288	251	48.5
21-22	235	206	216	219	279	180	161	231	170.5	49.4
22-23	173	156	153	143	207	167	149	166.4	158	49.9
23-24	108	114	96	101	153	123	68	114.4	95.5	52.2
Totals	7039	5408	7104	7076	7143	5865	5303			
% of Total	15.8%	12.1%	15.9%	15.7%	16%	12.7%	11.9%			

Analysis Report (Project:Herkimer W of Park Location:Herkimer W of Park)

Hour	Monday	Tuesday	Wednesday	Thursday	Friday	Saturday	Sunday	Week Day Avg	Weekend Avg	Week Day 85% Avg Speed
0-1	*	47	*	*	*	*	*	47	*	53
1-2	*	30	*	*	*	*	*	30	*	52
2-3	*	26	*	*	*	*	*	26	*	43.3
3-4	*	25	*	*	*	*	*	25	*	50
4-5	*	30	*	*	*	*	*	30	*	52
5-6	*	75	*	*	*	*	*	75	*	48.1
6-7	*	305	*	*	*	*	*	305	*	54.3
7-8	*	471	*	*	*	*	*	471	*	52.9
8-9	*	545	*	*	*	*	*	545	*	48.7
9-10	*	428	*	*	*	*	*	428	*	46.1
10-11	*	1260	*	*	*	*	*	1260	*	45.2
11-12	*	*	*	*	*	*	*	*	*	*
12-13	*	*	*	*	*	*	*	*	*	*
13-14	*	*	*	*	*	*	*	*	*	*
14-15	*	*	*	*	*	*	*	*	*	*
15-16	*	*	*	*	*	*	*	*	*	*
16-17	*	*	*	*	*	*	*	*	*	*
17-18	*	*	*	*	*	*	*	*	*	*
18-19	*	*	*	*	*	*	*	*	*	*
19-20	*	*	*	*	*	*	*	*	*	*
20-21	*	*	*	*	*	*	*	*	*	*
21-22	*	*	*	*	*	*	*	*	*	*
22-23	*	*	*	*	*	*	*	*	*	*
23-24	*	*	*	*	*	*	*	*	*	*
Totals	0	3242	0	0	0	0	0			
% of Total	0%	100%	0%	0%	0%	0%	0%			

Analysis Report (Project:Herkimer W of Park Location:Herkimer W of Park)

Hour	Monday	Tuesday	Wednesday	Thursday	Friday	Saturday	Sunday	Week Day Avg	Weekend Avg	Week Day 85% Avg Speed
0-1	*	38.8	*	*	*	*	*	38.8	*	53
1-2	*	40.3	*	*	*	*	*	40.3	*	52
2-3	*	32.7	*	*	*	*	*	32.7	*	43.3
3-4	*	36.6	*	*	*	*	*	36.6	*	50
4-5	*	38.7	*	*	*	*	*	38.7	*	52
5-6	*	35.9	*	*	*	*	*	35.9	*	48.1
6-7	*	40.1	*	*	*	*	*	40.1	*	54.3
7-8	*	39.6	*	*	*	*	*	39.6	*	52.9
8-9	*	37.6	*	*	*	*	*	37.6	*	48.7
9-10	*	34.2	*	*	*	*	*	34.2	*	46.1
10-11	*	34	*	*	*	*	*	34	*	45.2
11-12	*	*	*	*	*	*	*	*	*	*
12-13	*	*	*	*	*	*	*	*	*	*
13-14	*	*	*	*	*	*	*	*	*	*
14-15	*	*	*	*	*	*	*	*	*	*
15-16	*	*	*	*	*	*	*	*	*	*
16-17	*	*	*	*	*	*	*	*	*	*
17-18	*	*	*	*	*	*	*	*	*	*
18-19	*	*	*	*	*	*	*	*	*	*
19-20	*	*	*	*	*	*	*	*	*	*
20-21	*	*	*	*	*	*	*	*	*	*
21-22	*	*	*	*	*	*	*	*	*	*
22-23	*	*	*	*	*	*	*	*	*	*
23-24	*	*	*	*	*	*	*	*	*	*
Totals										
% of Total										

Analysis Report (Project:Herkimer W of Park Location:Herkimer W of Park)

Hour	Monday 3/24/2014	Tuesday 3/25/2014	Wednesday 3/26/2014	Thursday 3/27/2014	Friday 3/28/2014	Saturday 3/29/2014	Sunday 3/30/2014	Week Day Avg	Weekend Avg	Week Day 85% Avg Speed
0-1	*	*	50	52	60	95	82	54	88.5	50.9
1-2	*	*	39	22	33	64	82	31.3	73	52.5
2-3	*	*	36	29	28	63	62	31	62.5	51.9
3-4	*	*	16	23	33	41	57	24	49	52.9
4-5	*	*	28	24	19	18	23	23.7	20.5	51
5-6	*	*	75	67	53	36	36	65	36	51.3
6-7	*	*	247	234	229	140	109	236.7	124.5	54.6
7-8	*	*	469	468	424	152	122	453.7	137	52.7
8-9	*	*	553	502	548	215	270	534.3	242.5	48.6
9-10	*	*	447	427	387	305	281	420.3	293	45.8
10-11	*	75	373	353	309	388	196	277.5	292	43.7
11-12	*	410	410	432	414	368	264	416.5	316	44.1
12-13	*	476	419	410	406	437	464	427.8	450.5	44.8
13-14	*	454	398	413	433	380	510	424.5	445	44.9
14-15	*	503	495	456	420	383	479	468.5	431	45.4
15-16	*	574	496	478	508	406	391	514	398.5	45.6
16-17	*	553	543	574	536	375	355	551.5	365	45.9
17-18	*	582	470	496	531	418	279	519.8	348.5	46.8
18-19	*	438	466	477	452	366	309	458.3	337.5	46
19-20	*	336	353	337	339	300	297	341.3	298.5	47.4
20-21	*	306	256	279	342	245	257	295.8	251	48.6
21-22	*	206	216	219	279	180	161	230	170.5	49.3
22-23	*	156	153	143	207	167	149	164.8	158	50
23-24	*	114	96	101	153	123	68	116	95.5	52.5
Totals	0	5183	7104	7016	7143	5665	5303			
% of Total	0%	13.9%	19%	18.8%	19.1%	15.1%	14.2%			

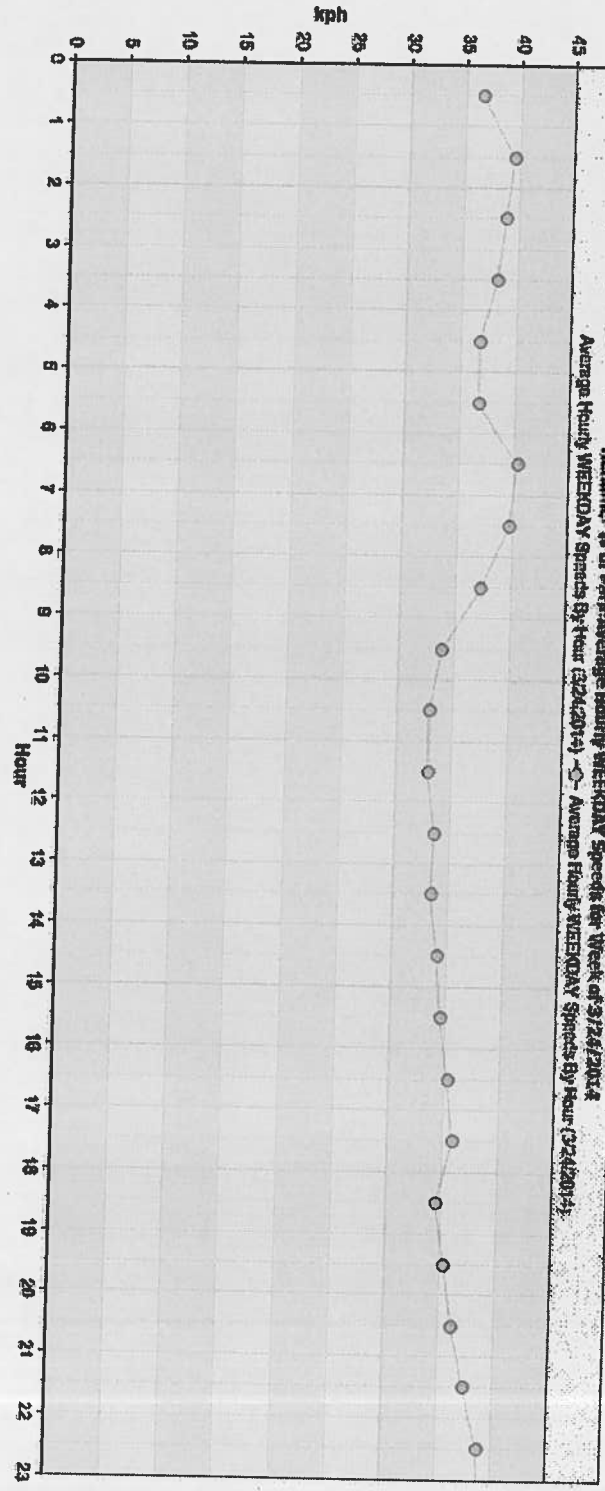
Analysis Report (Project:Herkimer W of Park Location:Herkimer W of Park)

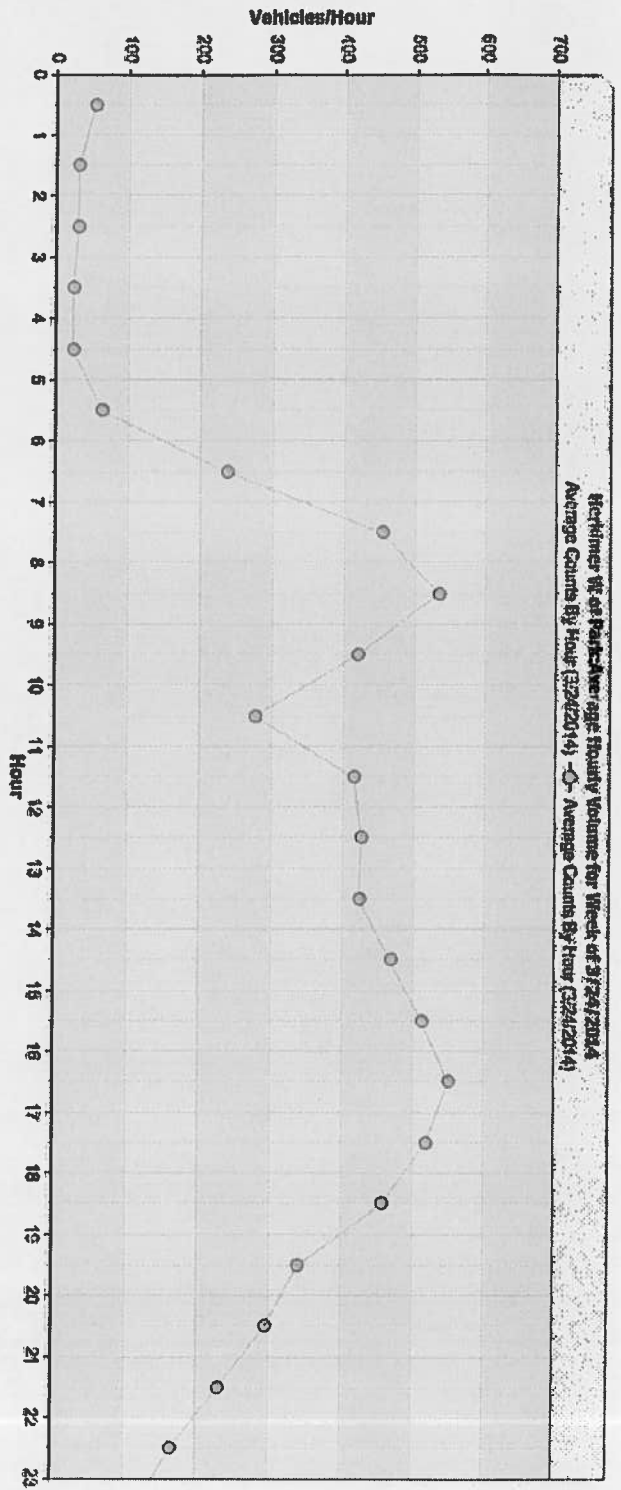
Hour	Monday 3/31/2014	Tuesday 4/1/2014	Wednesday 4/2/2014	Thursday 4/3/2014	Friday 4/4/2014	Saturday 4/5/2014	Sunday 4/6/2014	Week Day Avg	Weekend Avg	Week Day 85% Avg Speed
0-1	46	47	*	*	*	*	*	46.5	*	53.3
1-2	30	30	*	*	*	*	*	30	*	53.5
2-3	24	26	*	*	*	*	*	25	*	47.9
3-4	15	25	*	*	*	*	*	20	*	50
4-5	31	30	*	*	*	*	*	30.5	*	50.6
5-6	68	75	*	*	*	*	*	71.5	*	48.7
6-7	229	305	*	*	*	*	*	267	*	54.4
7-8	424	471	*	*	*	*	*	447.5	*	52.8
8-9	569	545	*	*	*	*	*	557	*	49.2
9-10	421	428	*	*	*	*	*	424.5	*	46.2
10-11	403	315	*	*	*	*	*	359	*	44.6
11-12	382	*	*	*	*	*	*	382	*	45.2
12-13	418	*	*	*	*	*	*	418	*	45.9
13-14	475	*	*	*	*	*	*	475	*	45.4
14-15	452	*	*	*	*	*	*	452	*	45.9
15-16	514	*	*	*	*	*	*	514	*	46.4
16-17	547	*	*	*	*	*	*	547	*	46.5
17-18	464	*	*	*	*	*	*	464	*	47.8
18-19	436	*	*	*	*	*	*	436	*	47.1
19-20	318	*	*	*	*	*	*	318	*	47.6
20-21	257	*	*	*	*	*	*	257	*	48.2
21-22	235	*	*	*	*	*	*	235	*	49.6
22-23	173	*	*	*	*	*	*	173	*	49.7
23-24	108	*	*	*	*	*	*	108	*	51.3
Totals	7039	2297	0	0	0	0	0			
% of Total	75.4%	24.5%	0%	0%	0%	0%	0%			

Analysis Report (Project: Herkimer W of Park Location: Herkimer W of Park)


Hour	Monday 3/31/2014	Tuesday 4/1/2014	Wednesday 4/2/2014	Thursday 4/3/2014	Friday 4/4/2014	Saturday 4/5/2014	Sunday 4/6/2014	Week Day Avg	Weekend Avg	Week Day 85% Avg Speed
0-1	53.6	53	*	*	*	*	*	53.3	53.3	
1-2	55	52	*	*	*	*	*	53.5	53.5	
2-3	52.5	43.3	*	*	*	*	*	47.9	47.9	
3-4	50	50	*	*	*	*	*	50	50	
4-5	49.2	52	*	*	*	*	*	50.6	50.6	
5-6	49.2	48.1	*	*	*	*	*	48.7	48.7	
6-7	54.4	54.3	*	*	*	*	*	54.4	54.4	
7-8	52.8	52.9	*	*	*	*	*	52.8	52.8	
8-9	49.7	48.7	*	*	*	*	*	49.2	49.2	
9-10	46.3	46.1	*	*	*	*	*	46.2	46.2	
10-11	44.1	45.2	*	*	*	*	*	44.7	44.6	
11-12	45.2	*	*	*	*	*	*	45.2	45.2	
12-13	45.9	*	*	*	*	*	*	45.9	45.9	
13-14	45.4	*	*	*	*	*	*	45.4	45.4	
14-15	45.9	*	*	*	*	*	*	45.9	45.9	
15-16	46.4	*	*	*	*	*	*	46.4	46.4	
16-17	46.5	*	*	*	*	*	*	46.5	46.5	
17-18	47.8	*	*	*	*	*	*	47.8	47.8	
18-19	47.1	*	*	*	*	*	*	47.1	47.1	
19-20	47.6	*	*	*	*	*	*	47.6	47.6	
20-21	48.2	*	*	*	*	*	*	48.2	48.2	
21-22	49.6	*	*	*	*	*	*	49.6	49.6	
22-23	49.7	*	*	*	*	*	*	49.7	49.7	
23-24	51.3	*	*	*	*	*	*	51.3	51.3	
Totals										
% of Total										

Hammer W of Port-Average Hourly WINDY Speeds for Week of 3/24/2014
Average Hourly WINDY Speeds By Hour (3/24/2014) - Average Hourly WINDY Speeds By Hour (3/24/2014)

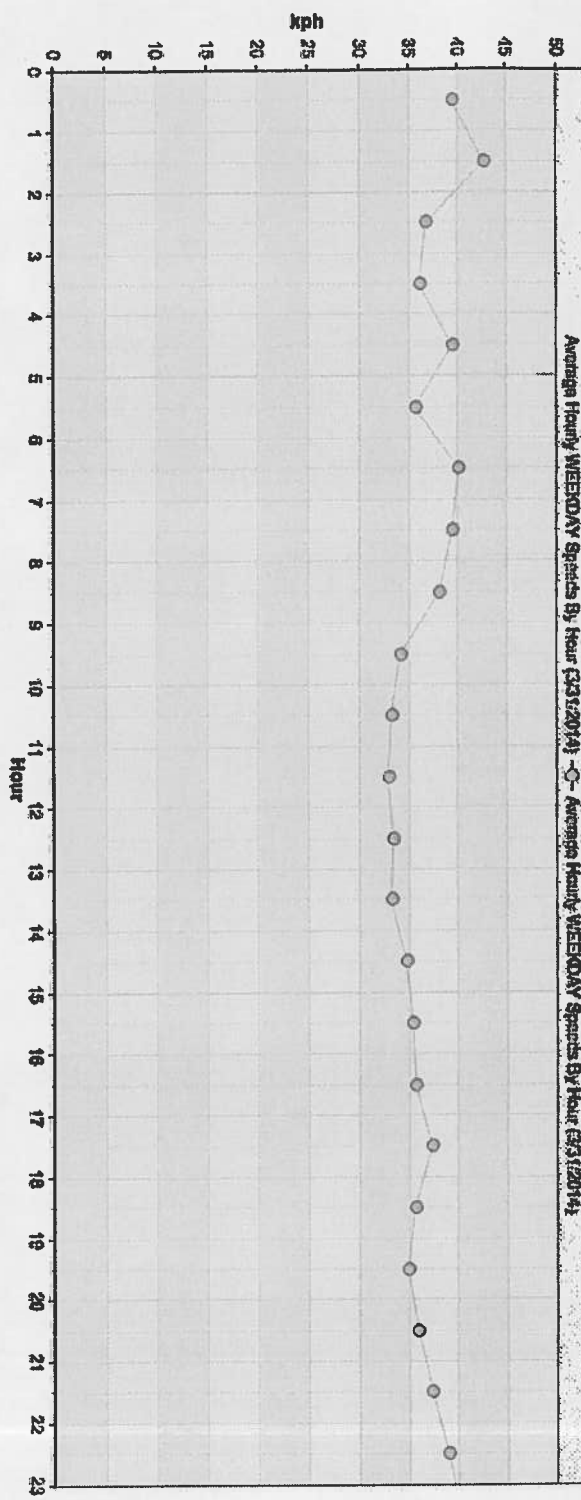




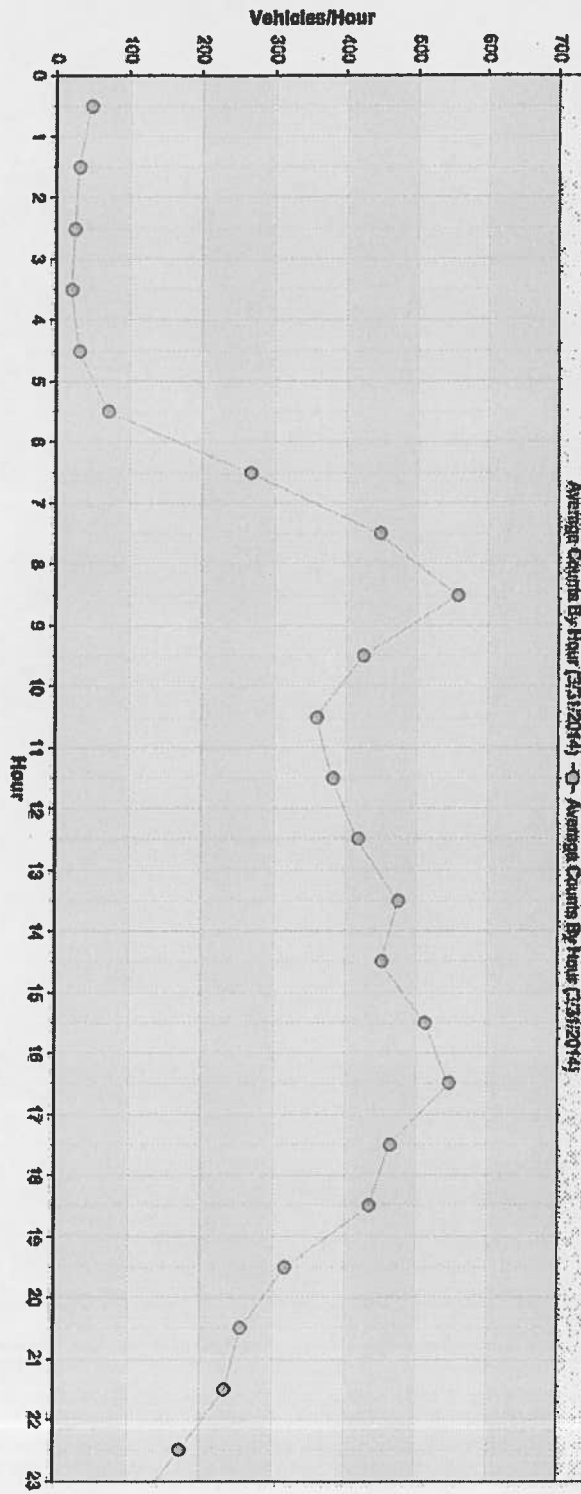
Highways 94 of Baja: Daily Volume for Week of 8/24/2006
Daily Vehicle Counts Daily Vehicle Counts



Hawthorn W of Port-Average Hourly WEEKDAY Speeds for Week of 3/31/2014
Average Hourly WEEKDAY Speeds By Hour (3/31/2014) - Average Hourly WEEKDAY Speeds By Hour (3/31/2014)



Bedouner W at Falls-Average Hourly Volume for Week of 5/23/2014
Average Counts By Hour (5/21/2014) -O- Average Counts By Hour (5/26/2014)



Performance of Parked Daily Volume for Week of 1/23/2004
Daily Vehicle Counts Daily Vehicle Counts

